




In-Class Game

Fraction Sentences (Lesson 6-4)

● Get Ready!

Separate the students into pairs.

- Fraction Sentences master, p. 16
- Fraction Sentences Cube masters, pp. 17–18
- scissors 
- tape  or glue 

● Get Set!

Make a copy of the Fraction Sentences master on page 16 for each student in the class. Make three copies of the Fraction Sentences Cube A master on page 17 for each team. Make two copies of the Fraction Sentences Cube B master on page 18 for each team. Have students cut out each cube, fold, and tape or glue the ends.

● Go!

- A player rolls all eight cubes, then tries to place the fractions shown in the appropriate places on the game board.
- Score 1 point per square filled and 10 points if all eight squares are filled on a turn. If the opponent sees a way to use all eight fractions after the player tallies his score, the opponent may show how and score 5 points. Then the opponent takes his or her regular turn.
- The first player to reach 50 points wins.

Name _____ Date _____

In-Class Game

Fraction Sentences (Lesson 6-4)

Work with a partner.

- A player rolls all eight cubes, then tries to place the fractions shown in the appropriate places on the game board.
- Score 1 point per square filled and 10 points if all eight squares are filled on a turn. If the opponent sees a way to use all eight fractions after the player tallies his score, the opponent may show how and score 5 points. Then the opponent takes his or her regular turn.
- The first player to reach 50 points wins.

Fraction Sentences

$$\square - \square = \square$$

$$\square + \square = \square$$

$$\square > \square$$

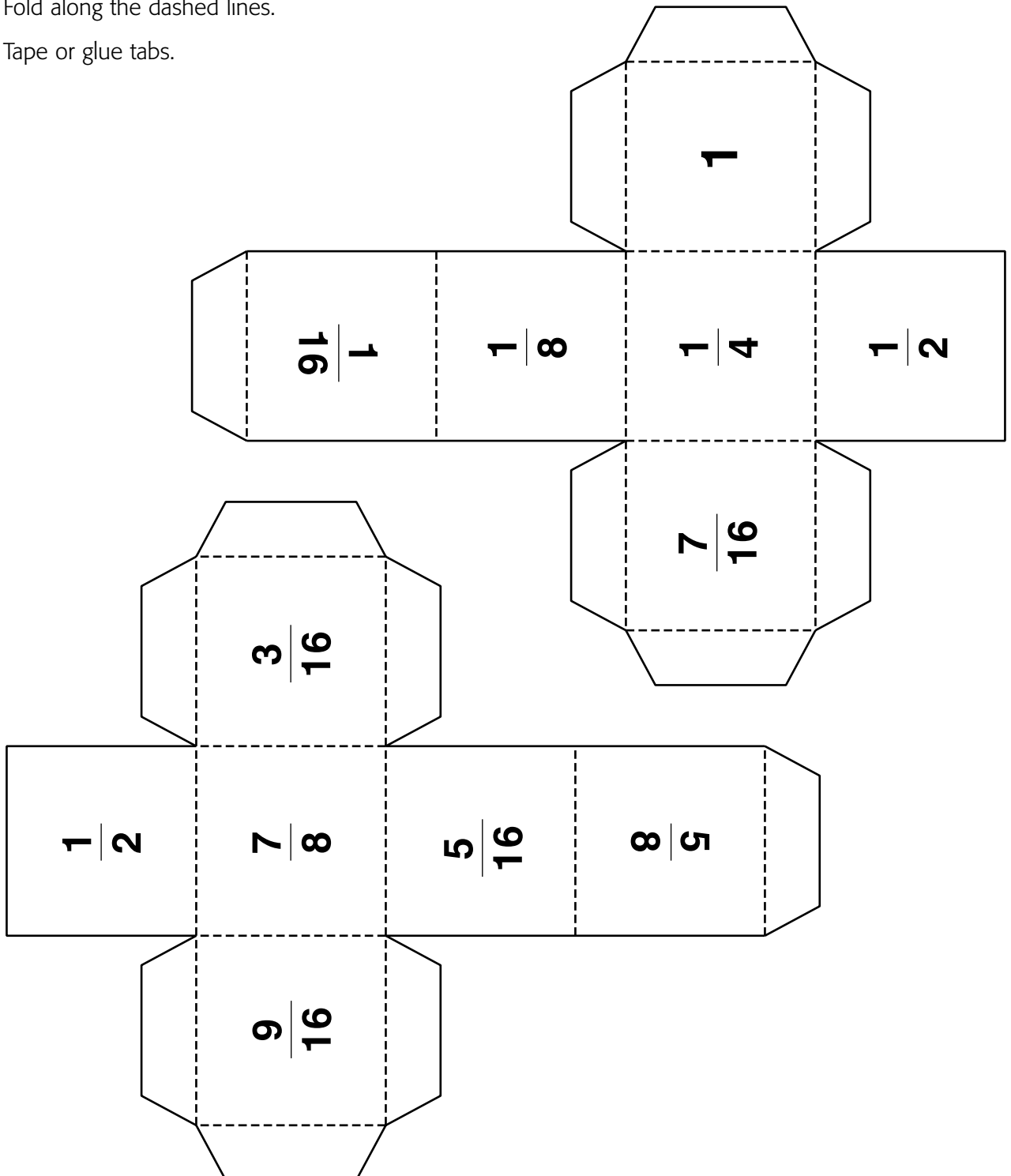
In-Class Game

Fraction Sentences Cube A (Lesson 6-4)

Cut along the solid black lines.

Fold along the dashed lines.

Tape or glue tabs.



In-Class Game

Fraction Sentences Cube B (Lesson 6-4)

Cut along the solid black lines.

Fold along the dashed lines.

Tape or glue tabs.

